



A280 SERIES

Usage and Care Manual

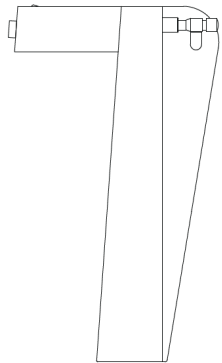
Models: A280, A280D, A280C

Your Partner in Cool.

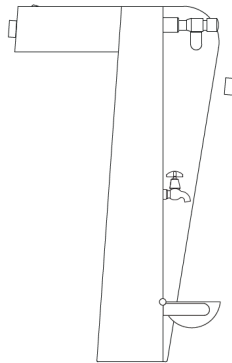
AQUA
COOLER

CARE & MAINTENANCE

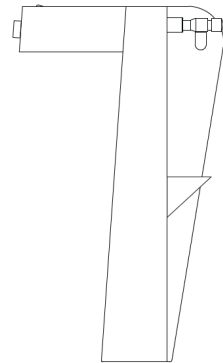
1. Regular washing down of the exterior surface will help prolong the lustre of the painted finish.
2. Painted fountains that become dull due to prolonged exposure to direct sunlight can be restored with an appropriate surface polish.
3. To maintain the exterior of the fountain carefully remove any loose surface deposits with a wet sponge. Use a soft (non abrasive) brush and dilute a solution of mild detergent (eg. PH-neutral liquid hand washing detergent in warm water (DO NOT use solvents) to remove dust, salt and other deposits. Rinse thoroughly with clean fresh water to remove residues. To remove any Tea Staining on Stainless Steel surfaces we recommend Drifter Hull cleaner and stain remover.
4. Do not use any solvents on the surface as this will adversely affect the longevity of the painted finish.
5. Surface scratches and inconsistencies can be touched up using Dulux touch up paint. Most colours can be matched.
6. We recommend the use of anti-seize paste on all external fixing bolts to maintain ease of access over long periods of time.
7. Check the fountain internal connections, water flow and all external access screws and fixing bolts regularly (every 3mths) to ensure they are tight.
8. In high debris areas (parks, children's playgrounds etc) where there may be sand or bark or a lot of leaf litter that may be placed in to the basin, check regularly and remove debris to prevent blocking of the basin or the waste outlet pipe.
9. After any interruption to the water supply, always flush the lines prior to reconnection to the fountain to prevent debris entering the valve.



Model: A280



Model: A280D



Model: A280C

TRANSPORT AND STORAGE

Immediately upon receipt of the A280 carefully inspect the unit for any damage that may have occurred in transit. Any such damage must be noted on the carrier delivery documents. It is the consignee's responsibility to make any claims on the carrier or respective insurance company. Any hidden damage should be reported to Aqua Cooler as soon as possible.

TROUBLESHOOTING & MAINTENANCE

There is restricted or no water flow? Check the inlet lines for kinks in the tubing. Ensure the water supply valve is fully open. Check the water pressure regulator is open.

The water continues to drip / run after shutting off? The most common cause of water not shutting off is a leaking valve and is due to the lines not being flushed adequately and debris getting in to the valve through the inlet and sitting on the rubber seals. To check the valve it will need to be removed. Please contact this office for details instructions to ensure this is done correctly.

The water flow is shooting over the top of the basin or is not high enough and trickling over the nozzle? The water pressure is too high / low and needs to be adjusted via the water flow regulator so it flows in to the catchment area of the basin.

Leaking from the internal connections? Check that they have been installed correctly. (all fountains are leak tested prior to leaving the factory). Have the push in fittings been pulled? (see instructions on how to connect and disconnect push in fittings). Is the water inlet connection tight?

WARRANTY

All outdoor drinking fountains are covered by a 2 year manufacturers guarantee against faulty materials and workmanship under normal wear and tear conditions.

All fountains are date stamped at the time of despatch. This warranty will only apply under the following conditions:

- The fountain was installed in accordance with our installation instructions that are supplied with every fountain.
- The fountain was installed by a licensed plumber
- The water lines have been thoroughly flushed prior to connection to the fountain
- The fountain has not been tampered with or repaired in any way without obtaining prior approval from our factory specialists first.
- The fountain has been serviced and maintained as per our supplied instructions.

The warranty is void if unit is modified in any way, misuse, faulty installation, water conditions and unauthorized persons working on the unit.

The warranty does not cover filters


If unit does not operate correctly, the unit must be sent back to the manufacturer's factory for replacement or repairs to the unit and customer to pay freight both ways

The company obligation per warranty is limited to repair or replacement of parts at the discretion of the company

(For disclaimer particulars contact manufacturer)

Aqua Cooler Pty Ltd reserves the right to amend this warranty or design at any time without notice.

Your Partner in Cool.



AQUA
COOLER

Your Partner in Cool.

Phone Numbers

Sales: 1300 278 226
Service: 1800 278 226

Address

U14, 2-12 Knobel Court
Shailer Park QLD 4128

Internet

www.aquacooler.com.au
info@aquacooler.com.au